



EVO® 5902

The Dual Evo® monitor mount utilizes our Evo® monitor arm in a dual monitor desk mount application. The monitor arms provide intuitive function and dual monitor rotation for easy, ergonomic viewing of both screens.



FEATURES

- Extremely flexible positioning of dual flat panel monitors.
- Ease-of-use encourages users to work with their dual monitors ergonomically.
- Rotate dual monitors for portrait or landscape viewing.
- Tension adjustment at each joint.
- Mount design includes a cable management system that routes cables beneath the monitor arm.
- Mount installation is performed above desk for quick and easy setup, optional 8509 dual mount kit with grommet and thru-desk capabilities is available (see page 2).
- Durable, quick-install VESA adapter reduces installation time.

AVAILABLE MODELS

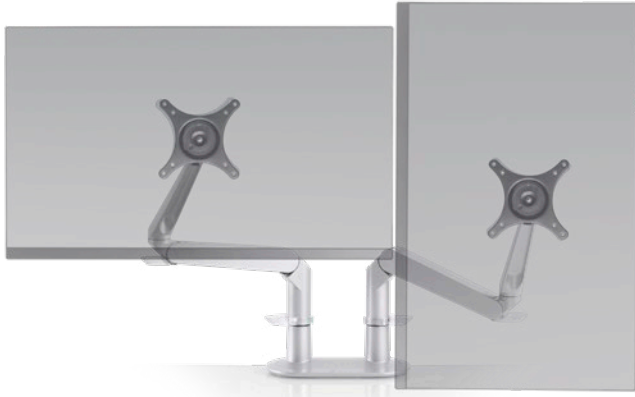
5902 Supports 1 - 15 lbs (0.5 - 6.8 kg) per monitor, up to 27"

FINISHES

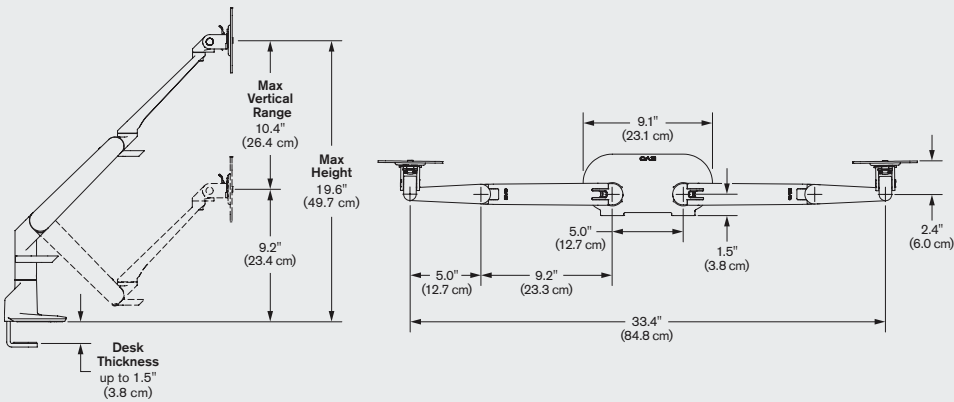
FLAT WHITE | color code: **248**

SILVER | color code: **124**

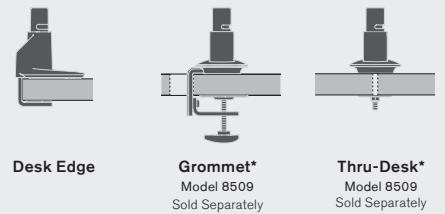
VISTA BLACK | color code: **104**



CAPABILITIES



MOUNT CONFIGURATIONS



* When specifying a Dual Evo with grommet and thru-desk capabilities, order (2) 5900-NM and (1) 8509 double mount kit.