
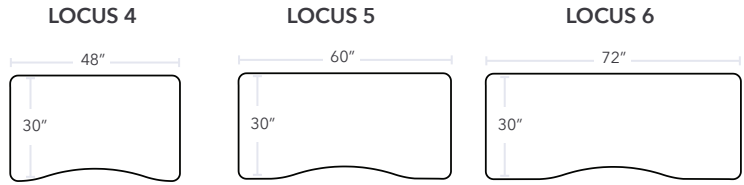


LOCUS DESK: SPECS + FEATURES

Signature Standing Desk




*Locus 4 pictured here



SPECS

ATTRIBUTE	LOCUS 4	LOCUS 5	LOCUS 6
Desktop Dimensions	L 30" x W 48"	L 30" x W 60"	L 30" x W 72"
Height-adjustable	H 36" - 48"	H 36" - 48"	H 36" - 48"
Weight	90 lbs	94 lbs	103 lbs
Shipping Box Dimensions			
Box 1	L 50" x W 40" x H 9"	L 50" x W 40" x H 9"	L 50" x W 40" x H 9"
Box 2	N/A	L 69" x W 36" x H 3.5"	L 82" x W 36" x H 3"
Shipping Weight	102 lbs	Box 1: 62 lbs. Box 2: 60 lbs.	Box 1: 62 lbs. Box 2: 64 lbs.

FINISHES



Glacier White Laminate



Black Matte Laminate



White Oak Veneer



Black Walnut Veneer

MATERIALS

COMPONENT	MATERIAL
Desk Top	13-Layer, 0.75" Hardwood plywood, NAUF plywood available. Three layers of polyurethane varnish on veneers. Made in USA.
Work Surface Mat	Synthetic leather work surface. Non-PVC material. Removable.
Cup Holders	Powder-coated aluminum
Desktop Bracket	Powder-coated steel
Height Adjustment Handle	Powder-coated cast zinc
Height Adjustment Mechanism	Hardened steel and aluminum
Angle Adjustment Handles	Powder-coated cast aluminum with steel insert
Lower Floor Leg	Powder-coated cast recyclable aluminum
Desk Legs	Powder-coated extruded recyclable aluminum

FEATURES

- Desktop angle ranges from flat to 15°
- Desktop angle adjusts by releasing handles on sides of desk frames
- Cup holders removable to hold custom Konzept light base
- Height Adjustment Handle has a 1:2 lifting ratio. One turn equals 0.25"
- Height Adjustment Mechanism is a German spindle/bevel gear system. Rated to hold up to 180 lbs.
- Limited lifetime warranty

USAGE

- Home offices
- Corporate offices
- Open offices
- Co-working spaces
- And more!

SHIPPING DETAILS

Ships flat packed. Some assembly required. Shipping weight and dimensions in table above.