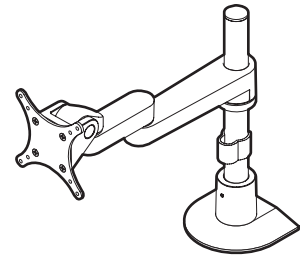
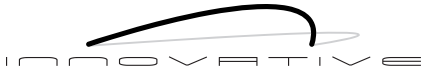


# MODEL 9112

## Installation Instructions



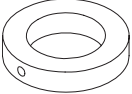

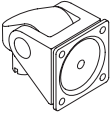





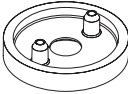

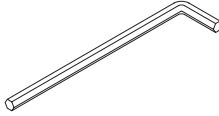

<p><b>1</b></p>		<p><b>2</b></p>		<p><b>3</b></p>
<p><b>4</b></p>	<p><b>5</b></p> <p><small>*Some monitors may require a spacer hardware kit. See page 2 for details.</small></p>	<p><b>6</b></p>		
<p><b>7</b></p>	<p><b>8</b></p>	<p><b>9</b></p>		



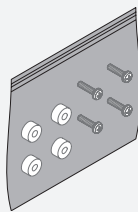
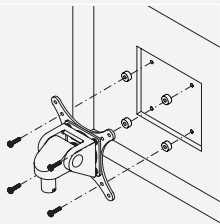
# MODEL 9112

## Parts List

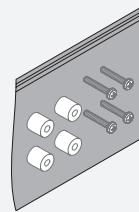
ITEM	DESCRIPTION / PART NO.	QUANTITY
A	<b>3/32" Allen Wrench</b> 700146	1
		
B	<b>10-32 x 1/2" Thumbscrew</b> 700959	1
		
C	<b>Collar</b> 701318	1
		
D	<b>Pole Cap</b> 110022	1
		
E	<b>Monitor Tilter</b> 405397	1
		
F	<b>75/100mm VESA® Adapter Plate</b> 1 105587	1
		

ITEM	DESCRIPTION / PART NO.	QUANTITY
G	<b>10-32 x 3/8" Phillips Flat Head Screw</b> 1 702281 (4-pack)	1
		
H	<b>M4 x 12mm Phillips Pan Head Screw</b> 1 702096 (4-pack)	1
		
I	<b>Dog Washer</b> 105189	1
		
J	<b>10-32 x 3/8" FPHMS w/Lock Patch</b> 1 705198	1
		
K	<b>7/32" Allen Wrench</b> 701127	1
		
L	<b>Cable Clip</b> 104533	1
		

**OPTIONAL SPACER KITS** In some cases, the mounting surface on your monitor may be recessed further than permitted by VESA® standards. As a result, a spacer kit may be required.



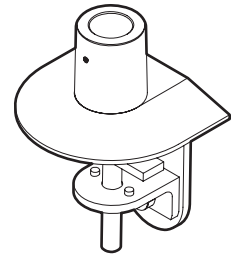
**.25" Spacer Hardware Kit**  
 (4) .25" Spacers  
 (4) M4 x 18mm Phillips Pan Head Screws  
 Order # P404923-B



**.5" Spacer Hardware Kit**  
 (4) .5" Spacers  
 (4) M4 x 25mm Phillips Pan Head Screws  
 Order # P404923-C

# FLEXMOUNT™ 8111

## Installation Instructions



### Desk Clamp

- 1
- 2
- 3

### Thru-Desk

8111-cup, 8251-cup, 8318-cup | 8111-thru, 8251-thru, 8318-thru

- 1
- 2

### Wall Mount

- 1
- 2

\* Hardware not included.

### Reverse Wall Mount

8111-wall, 8251-wall, 8318-wall

- 1
- 2

\* Hardware not included.

### Grommet Hole

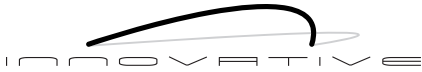
- 1
- 2
- 3

> 2.5"

### Side Bolt

- 1
- 2

\* Hardware not included.



# FLEXMOUNT™ 8111

## Parts List

ITEM	DESCRIPTION / PART NO.	QUANTITY
A	<b>Mount Column</b> 401328 Model 7000, 7045, 3500, 3545 8269 Model 7500, iLift™, ArcView™ (9177 Series)	1
B	<b>Base Plate</b> 406656 Model 7000, 7045, 3500, 3545 8321 Model 7500, iLift™, ArcView™ (9177 Series)	1
C	<b>Large "L" Bracket</b> 701117 Model 7000, 7045, 3500, 3545 702828 Model 7500, iLift™, ArcView™ (9177 Series)	1
D	<b>Small "L" Bracket</b> 701116	1
E	<b>Rectangular Spacer</b> 701544	1
F	<b>3/8-16 x 1" Flat Socket Cap Screw</b> 701124 Model 7000, 7045, 3500, 3545 701855 Model 7500, iLift™, ArcView™ (9177 Series)	1

ITEM	DESCRIPTION / PART NO.	QUANTITY
G	<b>3/8-16 x 7/8" Flat Socket Cap Screw</b> 701799	1
H	<b>3/8-16 Nylon Stop Nut</b> 701418	1
I	<b>3/8-16 x 7/8" Button Socket Cap Screw</b> 701122	1
J	<b>3/8-16 x 2-1/2" Hex Head Bolt</b> 700268	1
K	<b>1/2-13 x 3" Socket Set Screw</b> 701126	1
L	<b>Foam Pad</b> 701120 Included with Model 7000 and 8111-cup only	1